







	VLS 080 Schale 8 cm "Vital Level" D 8,0 x H 3,5 x R 3,6 cm, C 0,08 l	VE 192/12		VLS 320 Schale 32 cm "Vital Level" D 32,5 x H 13,5 x R 14,5 cm, C 5,0 l	VE 3/1
	VLS 140 Schale 14 cm "Vital Level" D 14,0 x H 6,0 x R 6,5 cm, C 0,40 l	VE 48/6		VLS 400 Schale 40 cm "Vital Level" (**) D 40,5 x H 17,0 x R 18,5 cm, C 9,3 l	VE 3/1
	VLS 140 FA1 Schale 0,40 l "Vital Level" auf Untere UTA 155 Schale D 14,0 x H 6,0 x R 6,5 cm, C 0,40 l Untere D 15,5 x H 2,0 x M 6,3 cm	VE 48/6			
	VLS 140 FA7 Schale 0,40 l "Vital Level" auf Untere UTM 017 Schale D 14,0 x H 6,0 x R 6,5 cm, C 0,40 l Untere D 17,0 x H 2,0 x M 6,4 cm	VE 48/6			
	VLS 160 Schale 16 cm "Vital Level" D 16,0 x H 8,0 x R 7,0 cm, C 0,75 l	VE 48/6			
	VLS 220 Schale 22 cm "Vital Level" D 22,5 x H 9,5 x R 10,0 cm, C 1,6 l	VE 12/1			
	VLS 270 Schale 27 cm "Vital Level" D 26,5 x H 10,5 x R 11,5 cm, C 2,9 l	VE 6/1			

